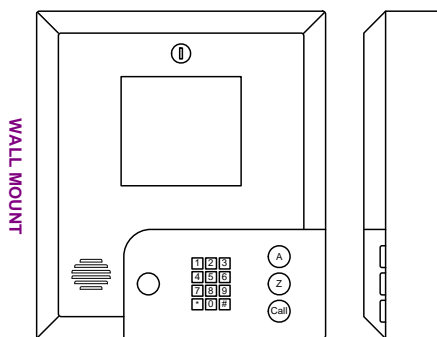
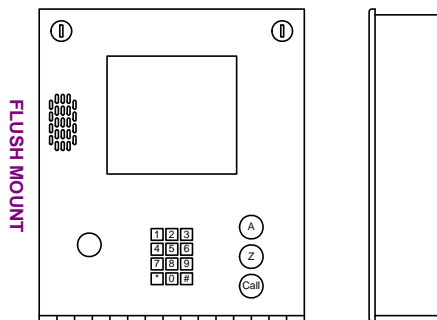
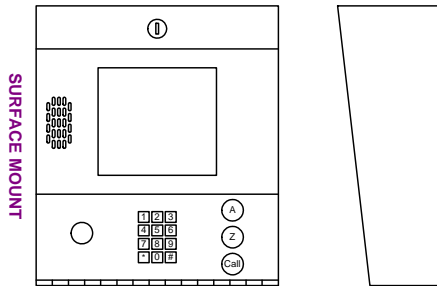


## MODEL 1837 PC Programmable System

The model 1837 is an ideal telephone entry and access control system that is suited for a wide variety of applications. The built-in electronic directory and easy to use Remote Account Manager software for Windows make it a complete all-in-one compact unit. The system can expand to control up to 16 entry points and supports elevator control.



### Standard Features

- Full-Duplex Communication
- Remote Account Manager software
- True Anti-Pass Back
- Live Transactions
- Holiday Schedule
- Database import/export capability
- Transaction buffer stores last 8000 events
- 31 Security (Permission) Levels
- Programmable facility codes
- Hold Open Time Zones
- Programmable directory codes (1-4 digits)
- 10 and 11 digit dialing capability
- Large A and Z scroll and CALL buttons
- 3 relays for door/gate control
- 8-line electronic display uses super-twist LCD with ½-inch characters
- Built-in postal lock provision, EEPROM Memory
- 2-year warranty

### Options

- Available in surface, flush or wall mount styles.
- Card readers, keypads, wireless controls, and most 26-bit weigand devices.
- Tracker expansion to control up to 16 entry points
- Elevator control
- Stainless Steel housing available on surface mount styles only.
- Gold-plated faceplate available on surface and flush mount styles only.
- Fluorescent light kit.
- Heater Kit – recommended when temperatures routinely fall below 10°F (-12°C).
- CCTV camera (may require purchase of additional CCTV equipment).
- Mounting posts.

Dimensions	Shipping Weight	Regulatory	Power
Surface Mount: 13"H x 11.25"W x 4.75"D		FCC (US): DUF6VT-12874-OT-T	16 VAC, 40 VA, 750 ma Ringer Equivalence: 0.0 A Jack Type: RJ11C or W
Flush Mount: 13.5"H x 12"W x 2.5"D		DOC (CAN): 1736 4528 A	
Wall Mount 15"H x 13.25"W x 3.5"D		ETL Listed	

**DOORKING TELEPHONE ENTRY SYSTEMS**

Rev 6/09

<b>1837 Telephone Entry Systems</b>					
<b>P/N</b>	<b>Description</b>	<b>Memory Options (Note 3)</b>			
		<b>125 (1835-142)</b>	<b>250 (1835-143)</b>	<b>500 (1835-144)</b>	<b>3000 (1835-147)</b>
1837-080	Surface Mount, Hands Free				
1837-081	Surface Mount, Hands Free with Gold Plated Face Plate (Note 2)				
1837-084	Flush Mount, Hands Free (Note 1)				
1837-085	Flush Mount, Hands Free with Gold Plated Face Plate (Note 1, 2)				
1837-089	Wall Mount, Hands Free (Note 2)				

<b>Connection Options for Data Transfer</b>		
<b>P/N</b>	<b>Description</b>	
1815-740	Wireless Modem Assembly Line of sight distance approximately 500 feet (further with high gain antenna).	
1508-055	RS232 to RS422 Kit Connects RS232 data port to PC using a Cat5 (not included) cable (4000 ft. max).	
1815-037	USB to RS-232 Adapter	
1818-040	RS-232 Cable	
1815-741	High Gain Antenna Kit (increases range of 1815-740).	

<b>Accessories (Refer to indicated page for further description)</b>		
<b>P/N</b>	<b>Description</b>	
2600-584	Heater Kit (pg 34)	
1807-012	Handset Conversion Kit (pg 34)	
1803-150	Surface Mount Trim Ring (pg 34)	
1814-165	Flush Kit - Stainless Steel (pg 34)	
1814-166	Flush Kit – Gold Plated (pg 34)	
1814-152	Flush Ring – Stainless Steel (pg 34)	
1810-102	Stainless Steel Case (pg 34)	
1720-080	Fluorescent Light Kit (pg 31)	
1812-145	CCTV Camera Kit (pg 36)	

**To Order: Select the unit AND a memory option.**

**Notes:**

(1) Requires flush mounting kit. Flush mount units are not designed for outdoor applications where they are exposed to direct rain or snow.

(2) Hand set not available.

(3) If the 1837 is sharing database files with other DKS telephone entry systems (1833, 1835, 1837 or 1838 controller), you must match the memory size of the 1837 with the memory installed in the system that you are going to share files with. If matching this telephone entry system with an older system with 25, 75, 1000 or 2000 memory, refer to page 37.