

1610 PARKING CONTROL



WARNING SIGN & SIGNAL LIGHT

www.leedan.com info@leedan.com Toll-Free: 800-231-1414



Keyed

on/off switch allows sign to be turned on or off manually




flood lamp

available for illumination



light sensor

automatically turns sign on at dusk, off at dawn



synchronizes

with most vehicular gate and barrier operators

Warning Sign

- Warning sign includes automatic light sensor
- Two 20-watt fluorescent bulbs
- Flood lamp to illuminate sign spikes
- Mounts on 3" post

Signal Light

- Red/Green traffic signal can be synchronized with most vehicular gate and barrier gate operators
- Large 8" red/green lenses
- 8000 hour bulbs

FEATURES

ACCESS CONTROL SOLUTIONS





Warning signs and traffic signals are ideal accessories to help prevent mishaps when automated vehicular gate systems are employed to control traffic. These devices provide a highly visible indication of one-way lane conditions and when it is safe to proceed through an automated gate system or traffic control barrier arm.

www.leedan.com info@leedan.com Toll-Free: 800-231-1414

Traffic Signal

The DKS Traffic Signal is an ideal accessory for any automated vehicular gate system. The traffic signal is especially useful for use with barrier gate operators and provides drivers with a visible indication of when it is safe to proceed through the traffic lane. The signal is synchronized with the movement of the gate so that the red signal is on at all times and changes to green only when the gate is open or the barrier arm is up.

Mounting

2" pipe

Power

Operates on 115 VAC
67-watt, 8000 hour traffic bulbs

Features

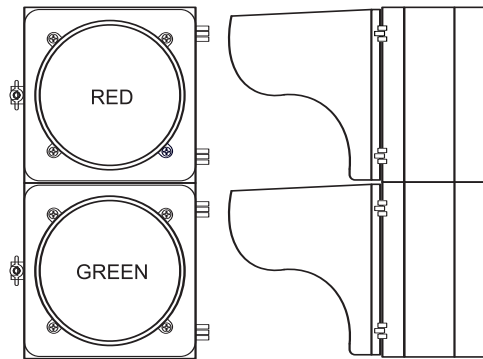
8" lenses (red/green)
Includes lens shield
U.L. Listed

Shipping Weight

X lbs

Warranty

5 year limited warranty



Traffic Signal:
21" H x 9.75" W x 14" D
53.3cm W x 24.7cm H x 35.5cm D

Warning Sign

The DKS Warning Sign is typically used with traffic control spikes to warn drivers that a one-way lane condition exists and that proceeding through the lane in the wrong direction will result in severe tire damage. The red side of the sign warns drivers to stop, while the green side warns them not to back up. With the built-in light sensor, the sign automatically illuminates at dusk and turns off at dawn.

Mounting

3" post (not included)

Power

Operates on 115 VAC, 1.75 Amp
Two 20-watt fluorescent bulbs
150-watt flood lamp

Features


Built-in light sensor
Secure On/Off switch
Galvanized steel housing painted white
ETL Listed

Shipping Weight

X lbs

Warranty

5 year limited warranty



Warning Sign:
24" H x 24" W x 8" D
61cm W x 61cm H x 20.3cm D

Distributed by:

DOORKING®, INC.

© 2006 All Rights Reserved. Product specifications may change without notice. Rev. 6/06

MEMBER:

